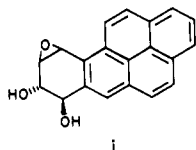


generates both 1,2- and 1,4-diols in a ratio which is highly dependent on solvent and acid. Under thus-far optimum conditions (1:1 THF:10% HOAc, room temperature, 20 h), trans-1,2-diol **12** is produced in 30% yield along with **13** (30%) and **15** (30%). Additional experiments have shown that tetraol **15** arises from **12**, a fact which has important mechanistic consequences.¹² Diol **12**, obtained pure by chromatography, can be acetylated (94%) and thereby produces *dl*-senepoxide, mp 97–98 °C, whose IR, NMR, and TLC characteristics are identical with those of an authentic sample. The methanolysis of **1** catalyzed by perchloric acid additionally confirms its structure by producing senelol **16**, a metabolite of senepoxide in *Uvaria catocarpa*.^{2a}

Acknowledgment. Financial support from the National Institutes of Health and Eli Lilly & Co. is gratefully acknowledged. We also thank Mme Judith Polonsky (CNRS, Gif-sur-Yvette, France) for an authentic sample of senepoxide.

References and Notes

- (1) For part II see N. Ikota and B. Ganem, *J. Am. Chem. Soc.*, preceding paper in this issue.
- (2) Senepoxide: (a) R. Hollands, D. Becher, A. Gaudemer, and J. Polonsky, *Tetrahedron*, **24**, 1633 (1968); (b) A. Ducruix, C. Pascard, and J. Polonsky, *Acta Crystallogr., Sect. B*, **32**, 1589 (1976). Crotopoxide: (c) S. M. Kupchan, R. J. Hemingway, and R. M. Smith, *J. Org. Chem.*, **34**, 3898 (1969). LL-Z1220; (d) D. B. Borders and J. E. Lancaster, *ibid.*, **39**, 435 (1974). Pipoxide: (e) J. Singh, K. L. Dhar, and C. K. Atal, *Tetrahedron*, **26**, 4403 (1970). Triptolide: (f) S. M. Kupchan, W. A. Court, R. G. Dailey, C. J. Gilmore, and R. F. Bryan, *J. Am. Chem. Soc.*, **94**, 7194 (1972).
- (3) Senepoxide: (a) A. Ichihara, K. Oda, M. Kobayashi, and S. Sakamura, *Tetrahedron Lett.*, 4235 (1974). Crotopoxide: (b) K. Oda, A. Ichihara, and S. Sakamura, *ibid.*, 3187 (1975); (c) M. R. Demuth, P. E. Garrett, and J. D. White, *J. Am. Chem. Soc.*, **98**, 634 (1976).
- (4) All drawings except for structures **1** and **2** are meant to connote racemic mixtures. The fact that arene oxides **3a** and **3b** can racemize via their respective oxepin tautomers has interesting biosynthetic consequences: B. Ganem and G. W. Holbert, *Bioorg. Chem.*, **6**, 393 (1977).
- (5) H. Plieninger and G. Ege, *Chem. Ber.*, **94**, 2095 (1961).
- (6) W. E. Barnett and L. L. Needham, *J. Org. Chem.*, **40**, 2843 (1975).
- (7) Satisfactory elemental analyses were obtained for all new compounds.
- (8) G. W. Holbert, L. B. Weiss, and B. Ganem, *Tetrahedron Lett.*, 4435 (1976).
- (9) Epoxidation of the corresponding alcohol **5** is a considerably slower reaction and produces a 1:1 mixture of stereoisomers. Carboxyl groups have been shown to exert specific syn-directing effects by S. A. Cerefice and E. K. Fields, *J. Org. Chem.*, **41**, 355 (1976).
- (10) A similar result has been obtained with benzene epoxide using chemically generated singlet oxygen: C. H. Foster and G. A. Berchtold, *J. Org. Chem.*, **40**, 3743 (1975).
- (11) For related examples see (a) G. O. Pierson and O. A. Runquist, *J. Org. Chem.*, **34**, 3654 (1969); (b) J. E. Baldwin and O. W. Lever, *J. Chem. Soc., Chem. Commun.*, 344 (1973).
- (12) The trisubstituted oxirane ring is much more readily hydrolyzed in **12** than it is in **11**. We point out in this regard that **12** is remarkably similar in



structure to acid-labile diepoxide **i**, produced by metabolism of benzo[*a*]pyrene in hepatic tissue. The epoxide's pronounced electrophilicity

in **i**, presumably due to anchimeric assistance from the benzylic hydroxyl, is thought to be responsible for the potent activity of benzo[*a*]pyrene as an environmental carcinogen: D. L. Whalen, J. A. Montemarano, D. R. Thakkar, H. Yagi, and D. M. Jerina, *J. Am. Chem. Soc.*, **99**, 5523 (1977), and references cited therein.

Gene W. Holbert, Bruce Ganem*

Department of Chemistry, Cornell University
Ithaca, New York 14853

Received September 12, 1977

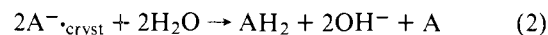
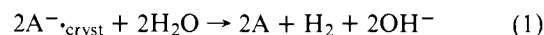
Production of Hydrogen from Interaction of an Anion Radical and Water

Sir:

Solvated hydrocarbon anion radicals and dianions have been known to be rapidly protonated (without exception) upon the addition of protic solvents such as water or alcohols for over 30 years (Birch reduction).¹ In fact, there exists a vast number of reports including those that elucidate the kinetics and mechanisms involved in these protonation reactions.² Even solid anion radical and dianion salts are rapidly protonated upon water addition.³ However, we wish to report here the cleavage of water to yield hydrogen gas via anion radical reduction as opposed to anion radical protonation.

During our investigation into the heats of formation of organic anion radicals,³ the reactions of the solid sodium salts of the polyacene series (pentacene, tetracene, anthracene, and naphthalene) were studied. The anion radicals were generated from a 1.5- to 2-fold excess of neutral hydrocarbon to sodium metal in tetrahydrofuran (THF). After complete dissolution of the sodium mirror, the anion radical solution was passed through a sintered-glass frit and the solvent (THF) distilled off under high vacuum (10⁻⁶ Torr).⁴ A large excess (~2 mL) of degassed water was then added to the solid salt. The non-condensable gases resulting from the reaction of the water with the salt (NaA) were allowed to pass into a vacuum system connected with a Toepler pump fitted with a gas buret.⁵

From 1 mmol of NaA, 0.5 mmol of hydrogen would be expected if eq 1 rather than eq 2 describes the reaction. The 0.5 mmol of H₂ would generate about half of an atmosphere of pressure in the 10-mL bulb of the gas buret. For A = pentacene, tetracene, and anthracene no gas was detected indicating that at least 99.9% of the reaction proceeds via eq 2. However, for the reaction of water with the naphthalene anion radical, large quantities of H₂ are evolved.⁶

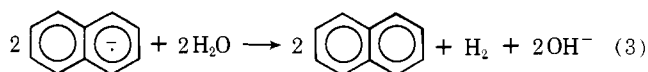


After pumping all of the H₂ into the gas buret, the remaining reaction mixture was titrated with HCl to yield the initial amount of anion radical. From 10 such reactions 42 ± 8% of the reaction proceeds via eq 1 rather than eq 2. The large standard deviation in this percent may be due to the fact that the pathway may vary with the crystal size of the NaC₁₀H₈. NMR analysis of the reaction mixture substantiates these conclusions as to the reaction pathway, in that ~80% of the organic material is naphthalene and 20% is dihydronaphthalene. When eq 2 describes the reaction pathway, a 50:50 mixture of A and AH₂ is obtained.

The possibility existed that the H₂ production could be explained by a partial microscopic reversal of the sodium reduction back to naphthalene and sodium metal upon solvent removal. If this were the case, the added water would simply react with the Na⁰. This is not the situation, however, as naphthalene cannot be sublimed from the salt after solvent evaporation when an excess of sodium is used to ensure com-

plete reduction of the naphthalene. When the sodium reduction of the naphthalene is not complete, it is readily sublimed from the solid mixture at room temperature.

All of the above mentioned data indicate that the solid salt of the naphthalene anion radical reacts with water to yield ~40% of the theoretical amount of hydrogen gas expected from eq 3. This production of H₂ compared with the lack of it from



the other polyacene systems is probably associated with its lower electron affinity (larger energy difference between the neutral molecule and the anion radical). It seems reasonable that the reaction proceeds through an intermediate that consists of a hydrogen bond between the water and the charged π cloud of the anion radical.⁷ The extra electron could then be pulled out of the antibonding MO and into the hydrogen 1s orbital with simultaneous breaking of the H-O bond in water.

This H₂ evolution via anion radical cleavage of water is in sharp contrast to the fact that only protonation has been observed previously. The possibility of photogeneration of anion radicals to be used for water cleavage and H₂ production with recovery of the neutral substrate should not be overlooked.

Acknowledgments. We wish to thank the Center for Energy and Environmental Research (CEER) and the Donors of the Petroleum Research Fund, administered by the American Chemical Society, for support of this work.

References and Notes

- (1) (a) A. J. Birch, *J. Chem. Soc.*, 430 (1944); (b) A. J. Birch, *ibid.*, 593 (1946); (c) A. J. Birch and H. Smith, *Q. Rev., Chem. Soc.*, 12, 17 (1958).
- (2) Citation of a few examples: (a) S. Bank and B. Bockrath, *J. Am. Chem. Soc.*, 94, 6076 (1972); (b) E. R. Minnich, L. D. Long, J. M. Ceraso, and J. L. Dye, *ibid.*, 95, 1061 (1973); (c) J. F. Garst and J. A. Pacifici, *ibid.*, 97, 1802 (1975).
- (3) (a) G. R. Stevenson, I. Ocasio, and A. Bonilla, *J. Am. Chem. Soc.*, 98, 5469 (1976); (b) unpublished results.
- (4) The technique is identical with that described in G. R. Stevenson and I. Ocasio, *J. Phys. Chem.*, 79, 1387 (1975).
- (5) G. Stevenson and L. Echegoyen, *J. Am. Chem. Soc.*, 96, 3381 (1974).
- (6) The noncondensable gas evolved from the reaction was shown to be hydrogen by first passing it through a liquid nitrogen trap and then into a CuO oven. The gas reduced the CuO to Cu and formed water.
- (7) The existence of hydrogen bonds to charged π clouds has been demonstrated for the anions of cyclooctatetraene; see G. R. Stevenson and A. Vassos, *J. Phys. Chem.*, 81, 1526 (1977).

Gerald R. Stevenson,* José Valentín, Craig Meverden
Department of Chemistry, Illinois State University
Normal, Illinois 61761

Luis Echegoyen, René Maldonado
Department of Chemistry, University of Puerto Rico
Rio Piedras, Puerto Rico 00931
Received October 18, 1977

A Self-Consistency Criterion for Two-Structure Theories

Sir:

Two-structure theories have been proposed for systems where the properties are thought to be intermediate between those of the individual structures. Thus water¹ has been described as a mixture of regions of ice-like material and regions of more closely packed molecules (or normal liquid). Aqueous electrolytes have been described^{2,3} as mixtures of ionic lattice-like regions with "Debye-Hückel" ("D-H") regions of random structure modified by electrostatic forces. It is not my

purpose at this time to discuss the over-all merits of any of these theories, but there is a self-consistency criterion which should be imposed upon any two-structure theory. The relative proportion of material in each structure should be given by the appropriate expression for equilibrium between the two structures. Thus the total Gibbs energy must be at its minimum with respect to distribution of material between the two structures. Also the activity or chemical potential for a component of the system must be the same for one structure as for the other structure.

Many recent theories⁴ conform either exactly or approximately to this equilibrium criterion. However, certain two-structure theories for strong electrolytes grossly violate this principle. Both the theory of Singh² and the earlier theory of Lietzke, Stoughton, and Fuoss³ use arbitrary transfer functions to shift the proportion of "D-H" solute to that of "lattice" solute with increasing concentration. For the first example of Singh, namely HCl, and with his equations and parameters, the chemical potential of the "D-H" solute is lower at all substantial concentrations than that of the "lattice" solute. This difference in chemical potential in favor of the "D-H" structure increases with concentration. Thus, at equilibrium there would be no shift to the "lattice" structure and the expected properties of the two-structure model, treated consistently, would be just those of the "D-H" structure.

References and Notes

- (1) Such theories for water are reviewed by D. Eisenberg and W. Kauzmann, "The Structure and Properties of Water", Oxford University Press, London, 1969, Chapter 5; and by M. S. Jhon and H. Eyring, *Ann. Rev. Phys. Chem.*, 27, 45 (1976).
- (2) P. P. Singh, *J. Am. Chem. Soc.*, 99, 1312 (1977).
- (3) M. H. Lietzke, R. W. Stoughton, and R. M. Fuoss, *Proc. Natl. Acad. Sci. U.S.A.*, 59, 39 (1968); 61, 775 (1968).
- (4) For example, G. Nemethy and H. A. Scheraga, *J. Chem. Phys.* 36, 3382 (1962); 41, 680 (1964).

Kenneth S. Pitzer

Department of Chemistry, University of California
Berkeley, California 94720
Received September 26, 1977

Nitroxide Radical as a Nuclear Spin Decoupling Reagent. Application to Carbon-13 Nuclear Magnetic Resonance Studies of Organothallium Compounds¹

Sir:

We wish to report here a novel use of a stable nitroxide radical as a nuclear spin decoupling reagent in the ¹³C NMR spectra of organothallium compounds which are very complicated owing to large ¹³C-Tl nuclear spin couplings. We have currently been interested in the use of stable free radicals as NMR spin probes (paramagnetic shift and relaxation reagents) for studying the intermolecular interaction associated with hydrogen bonding,² charge transfer interaction,³ and π -stacking interaction.⁴ Here we are concerned with the Lewis acid-base interaction⁵ between thallium in organothallium compounds and nitroxide radical which manifests itself as decoupling effect of long range ¹³C-²⁰⁵Tl coupling and simplifies the spectra enough to be assigned very easily.

It is well established that thallium in organothallium compounds serves as a Lewis acid toward electron-donating Lewis bases such as pyridine and triphenylphosphine oxide.⁶ This suggests that nitroxide radical may also form a weak complex with organothallium compounds at the central metal atom, resulting in effective relaxation of thallium nuclei. This nitroxide-thallium interaction may lead to Tl-¹³C nuclear spin decoupling.